

SAMPLE DETAILS
SAMPLE NAME: The White

Flower, Colorado Hemp/Flower

CULTIVATOR / MANUFACTURER
Business Name:
License Number:
Address:
DISTRIBUTOR / TESTED FOR
Business Name: Heal Thyself Gardens

License Number:
Address: 21373 Highway 175
 Middletown CA Middletown

SAMPLE DETAIL
Batch Number:
Sample ID: 250130R011

Date of Sampling: 01/30/2025

Time of Sampling: 3:38 p.m.

Sampler Name:
Sampler Company:
Date Collected: 01/30/2025

Date Received: 01/30/2025

Batch Size:
Sample Size: 9.0 grams

Unit Mass:
Serving Size:


Scan QR code to verify authenticity of results.

CANNABINOID ANALYSIS - SUMMARY

CALCULATED USING DRY-WEIGHT

Total THC: 0.23%

Total CBD: Not Detected

Sum of Cannabinoids: 16.26%

Total Cannabinoids: 14.3%

Total THC/CBD is calculated using the following formulas to take into account the loss of a carboxyl group during the decarboxylation step:

 Total THC = Δ^9 -THC + (THCa (0.877))

Total CBD = CBD + (CBDa (0.877))

 Sum of Cannabinoids = Δ^9 -THC + THCa + CBD + CBDa + CBG + CBGa +

 THCV + THCVa + CBC + CBCa + CBDV + CBDVa + Δ^8 -THC + CBL + CBN

 Total Cannabinoids = (Δ^9 -THC+0.877*THCa) + (CBD+0.877*CBDa) +

(CBG+0.877*CBGa) + (THCV+0.877*THCVa) + (CBC+0.877*CBCa) +


 (CBDV+0.877*CBDVa) + Δ^8 -THC + CBL + CBN


Moisture: 11.0%


TERPENOID ANALYSIS - SUMMARY



39 TESTED, TOP 3 HIGHLIGHTED

Total Terpenoids: 1.1452%


 **β-Caryophyllene** 3.050 mg/g

 **Limonene** 2.203 mg/g

 **Myrcene** 1.106 mg/g

SAFETY ANALYSIS - SUMMARY
Pesticides:  **PASS**
Mycotoxins:  **PASS**
Heavy Metals: **DETECTED**
Microbiology (PCR):  **PASS**
Microbiology (Plating):  **PASS**

For quality assurance purposes. Not a Regulatory Hemp Lab Test Report. These results relate only to the sample included on this report. This report shall not be reproduced, except in full, without written approval of the laboratory.

Sample Certification: 6 CCR 1010-21 Colorado Wholesale Food, Industrial Hemp, and Shellfish Regulations; where applicable

Decision Rule: Statements of conformity (e.g. Pass/Fail) to specifications are made in this report without taking measurement uncertainty into account. Where statements of conformity are made in this report, the following decision rules are applied: PASS - Results within limits/specifications, FAIL - Results exceed limits/specifications.

References: limit of detection (LOD), limit of quantification (LOQ), not detected (ND), not tested (NT), $\mu\text{g/g}$ = ppm, $\mu\text{g/kg}$ = ppb, too numerous to count >250 cfu/plate (TNTC), colony-forming unit (cfu)



Approved by: Josh Wurzer
 Job Title: Chief Compliance Officer
 Date: 02/27/2025

Amendment to Certificate of Analysis 250130R011-003



Cannabinoid Analysis

Tested by high-performance liquid chromatography with diode-array detection (HPLC-DAD). Calculated using Dry-Weight.

Method: QSP 1157 - Analysis of Cannabinoids by HPLC-DAD

TOTAL THC: 0.23%

Total THC (Δ^9 -THC+0.877*THCa)

TOTAL CBD: Not Detected

Total CBD (CBD+0.877*CBDA)

TOTAL CANNABINOIDS: 14.3%

Total Cannabinoids (Total THC) + (Total CBD) + (Total CBG) + (Total THCV) + (Total CBC) + (Total CBDV) + Δ^8 -THC + CBL + CBN

TOTAL CBG: 13.57%

Total CBG (CBG+0.877*CBGa)

TOTAL THCV: ND

Total THCV (THCV+0.877*THCVa)

TOTAL CBC: 0.5%

Total CBC (CBC+0.877*CBCa)

TOTAL CBDV: ND

Total CBDV (CBDV+0.877*CBDVa)

CANNABINOID TEST RESULTS - 02/02/2025

COMPOUND	LOD/LOQ (mg/g)	MEASUREMENT UNCERTAINTY (mg/g)	RESULT (mg/g)	RESULT (%)
CBGa	0.1 / 0.4	±8.17	151.8	15.18
CBCa	0.1 / 0.4	±0.33	4.9	0.49
CBG	0.2 / 0.5	±0.17	2.6	0.26
THCa	0.04 / 0.24	±0.063	1.96	0.196
CBC	0.1 / 0.2	±0.03	0.7	0.07
Δ^9 -THC	0.1 / 0.4	±0.02	0.6	0.06
Δ^8 -THC	0.05 / 0.50	N/A	ND	ND
THCV	0.07 / 0.21	N/A	ND	ND
THCVa	0.05 / 0.17	N/A	ND	ND
CBD	0.1 / 0.3	N/A	ND	ND
CBDA	0.06 / 0.22	N/A	ND	ND
CBDV	0.1 / 0.3	N/A	ND	ND
CBDVa	0.02 / 0.22	N/A	ND	ND
CBL	0.1 / 0.4	N/A	ND	ND
CBN	0.07 / 0.20	N/A	ND	ND
SUM OF CANNABINOIDS			162.6 mg/g	16.26%

MOISTURE TEST RESULT

11.0%
Tested 02/02/2025
Method: QSP 1224 - Loss on Drying (Moisture)

Terpenoid Analysis

Terpene analysis utilizing gas chromatography-flame ionization detection (GC-FID).

Method: QSP 1192 - Analysis of Terpenoids by GC-FID

TERPENOID TEST RESULTS - 02/04/2025

COMPOUND	LOD/LOQ (mg/g)	MEASUREMENT UNCERTAINTY (mg/g)	RESULT (mg/g)	RESULT (%)
β -Caryophyllene	0.004 / 0.013	±0.1641	3.050	0.3050
Limonene	0.005 / 0.016	±0.0718	2.203	0.2203
Myrcene	0.007 / 0.025	±0.0392	1.106	0.1106
α -Humulene	0.009 / 0.180	±0.0583	1.083	0.1083
Linalool	0.009 / 0.036	±0.0253	0.644	0.0644
α -Pinene	0.005 / 0.036	±0.0164	0.458	0.0458
α -Bisabolol	0.008 / 0.026	±0.0190	0.442	0.0442
Fenchol	0.009 / 0.036	±0.0142	0.387	0.0387
Guaiol	0.011 / 0.035	±0.0199	0.366	0.0366
Terpineol	0.008 / 0.025	±0.0222	0.362	0.0362

Continued on next page



Terpenoid Analysis *Continued*

TERPENOID TEST RESULTS - 02/04/2025 *continued*

1 β-Caryophyllene
 A sesquiterpene with a fragrance that can be described as spicy, woody, dry, dusty and mildly sweet. It was one of the first organic compounds to fully synthesized in a laboratory and plays a role in the endocannabinoid system as it is a functional CB₂ receptor agonist. Found in black pepper, clove, hops, rosemary, black-jack, perilla, spicebush, Indian pennywort, celery, frankincense, vitex, parsley, marigold, tamarind...etc.

2 Limonene
 A monoterpene with a fragrance that can be described as orangey, citrusy, sweet and tart. It is most commonly found in nature as D-Limonene and is a primary contributor to the distinct scent of orange peels, from which it is commonly derived. Found in numerous pines, red maple, silver maple, aspens, cottonwoods, hemlocks, sumac, cedar, junipers...etc.

3 Myrcene
 A monoterpene with a fragrance that can be described as peppery, spicy, herbal, floral and woody. Although it has a pleasant odor, it is typically used by the perfume industry as precursor for developing other fragrances. Found in hops, houttuynia, bay, thyme, lemon grass, mango, verbena, cardamom, citrus...etc.

COMPOUND	LOD/LOQ (mg/g)	MEASUREMENT UNCERTAINTY (mg/g)	RESULT (mg/g)	RESULT (%)
β-Pinene	0.004 / 0.015	±0.0109	0.337	0.0337
trans-β-Farnesene	0.008 / 0.028	±0.0149	0.261	0.0261
β-Ocimene	0.005 / 0.025	±0.0072	0.183	0.0183
Borneol	0.004 / 0.014	±0.0059	0.125	0.0125
Caryophyllene Oxide	0.011 / 0.038	±0.0058	0.098	0.0098
Eucalyptol	0.005 / 0.018	±0.0034	0.086	0.0086
Nerolidol	0.006 / 0.021	±0.0067	0.085	0.0085
Camphene	0.004 / 0.014	±0.0018	0.057	0.0057
Sabinene Hydrate	0.007 / 0.036	±0.0014	0.038	0.0038
Geraniol	0.002 / 0.036	±0.0019	0.036	0.0036
γ-Terpinene	0.005 / 0.018	±0.0006	0.024	0.0024
Pulegone	0.003 / 0.010	±0.0014	0.021	0.0021
α-Phellandrene	0.006 / 0.036	N/A	<LOQ	<LOQ
α-Terpinene	0.006 / 0.019	N/A	<LOQ	<LOQ
Fenchone	0.008 / 0.036	N/A	<LOQ	<LOQ
p-Cymene	0.005 / 0.015	N/A	<LOQ	<LOQ
Terpinolene	0.008 / 0.036	N/A	<LOQ	<LOQ
Valencene	0.010 / 0.180	N/A	<LOQ	<LOQ
α-Cedrene	0.005 / 0.017	N/A	ND	ND
Camphor	0.005 / 0.036	N/A	ND	ND
Cedrol	0.009 / 0.032	N/A	ND	ND
Citronellol	0.003 / 0.036	N/A	ND	ND
Δ ³ -Carene	0.005 / 0.018	N/A	ND	ND
Geranyl Acetate	0.004 / 0.036	N/A	ND	ND
Isoborneol	0.003 / 0.011	N/A	ND	ND
Isopulegol	0.004 / 0.036	N/A	ND	ND
Menthol	0.008 / 0.025	N/A	ND	ND
Nerol	0.003 / 0.036	N/A	ND	ND
Sabinene	0.004 / 0.014	N/A	ND	ND
TOTAL TERPENOIDS			11.452 mg/g	1.1452%

Pesticide Analysis

PESTICIDE TEST RESULTS - 02/03/2025

Pesticide and plant growth regulator analysis utilizing high-performance liquid chromatography-mass spectrometry (HPLC-MS) or gas chromatography-mass spectrometry (GC-MS). ‡Analytes part of our California Select Panel.

*GC-MS utilized where indicated.

Method: QSP 1212 - Analysis of Pesticides and Mycotoxins by LC-MS or QSP 1213 - Analysis of Pesticides by GC-MS

COMPOUND	LOD/LOQ (µg/g)	ACTION LIMIT (µg/g)	MEASUREMENT UNCERTAINTY (µg/g)	RESULT (µg/g)	RESULT
Abamectin	0.032 / 0.097	0.1	N/A	ND	PASS
Acephate	0.006 / 0.018	0.02	N/A	ND	PASS
Acequinocyl	0.009 / 0.027	0.03	N/A	ND	PASS
Acetamiprid	0.016 / 0.049	0.1	N/A	ND	PASS
Aldicarb	0.030 / 0.090	1	N/A	ND	PASS
Allethrin	0.030 / 0.092	0.2	N/A	ND	PASS

Continued on next page



Pesticide Analysis *Continued*

PESTICIDE TEST RESULTS - 02/03/2025 *continued* ✔ PASS

COMPOUND	LOD/LOQ (µg/g)	ACTION LIMIT (µg/g)	MEASUREMENT UNCERTAINTY (µg/g)	RESULT (µg/g)	RESULT
Atrazine	0.006 / 0.019	0.025	N/A	ND	PASS
Azadirachtin	0.082 / 0.248	1	N/A	ND	PASS
Azoxystrobin	0.003 / 0.009	0.02	N/A	ND	PASS
Benzovindiflupyr	0.003 / 0.009	0.02	N/A	ND	PASS
Bifenazate	0.003 / 0.009	0.02	N/A	ND	PASS
Bifenthrin	0.021 / 0.064	1	N/A	ND	PASS
Boscalid	0.003 / 0.009	0.02	N/A	ND	PASS
Buprofezin†	0.006 / 0.019	0.02	N/A	ND	PASS
Carbaryl	0.007 / 0.020	0.05	N/A	ND	PASS
Carbofuran	0.003 / 0.008	0.02	N/A	ND	PASS
Chlorantraniliprole	0.006 / 0.018	0.02	N/A	ND	PASS
Chlorfenapyr*	0.005 / 0.015	0.05	N/A	ND	PASS
Chlorpyrifos	0.013 / 0.039	0.04	N/A	ND	PASS
Clofentezine	0.003 / 0.009	0.02	N/A	ND	PASS
Clothianidin	0.008 / 0.025	0.05	N/A	ND	PASS
Coumaphos	0.003 / 0.010	0.02	N/A	ND	PASS
Cyantraniliprole	0.003 / 0.010	0.02	N/A	ND	PASS
Cyfluthrin	0.052 / 0.159	0.2	N/A	ND	PASS
Cypermethrin	0.051 / 0.153	0.3	N/A	ND	PASS
Cyprodinil†	0.003 / 0.008	0.25	N/A	ND	PASS
Daminozide	0.026 / 0.077	0.1	N/A	ND	PASS
Deltamethrin	0.059 / 0.180	0.5	N/A	ND	PASS
Diazinon	0.006 / 0.017	0.02	N/A	ND	PASS
Dichlorvos (DDVP)	0.012 / 0.038	0.1	N/A	ND	PASS
Dimethoate	0.003 / 0.009	0.02	N/A	ND	PASS
Dimethomorph	0.016 / 0.050	0.05	N/A	ND	PASS
Dinotefuran	0.010 / 0.030	0.1	N/A	ND	PASS
Diuron	0.013 / 0.040	0.125	N/A	ND	PASS
Dodemorph	0.012 / 0.035	0.05	N/A	ND	PASS
Endosulfan sulfate	0.016 / 0.048	0.05	N/A	ND	PASS
Endosulfan-α*	0.004 / 0.014	0.2	N/A	ND	PASS
Endosulfan-β*	0.006 / 0.019	0.05	N/A	ND	PASS
Ethoprophos	0.003 / 0.009	0.02	N/A	ND	PASS
Etofenprox	0.014 / 0.042	0.05	N/A	ND	PASS
Etoxazole	0.007 / 0.020	0.02	N/A	ND	PASS
Etridiazole*	0.002 / 0.005	0.03	N/A	ND	PASS
Fenhexamid	0.003 / 0.008	0.125	N/A	ND	PASS
Fenoxycarb	0.003 / 0.010	0.02	N/A	ND	PASS
Fenpyroximate	0.007 / 0.020	0.02	N/A	ND	PASS
Fensulfothion	0.003 / 0.010	0.02	N/A	ND	PASS
Fenthion	0.003 / 0.010	0.02	N/A	ND	PASS

Continued on next page



Pesticide Analysis *Continued*

PESTICIDE TEST RESULTS - 02/03/2025 *continued* ✔ PASS

COMPOUND	LOD/LOQ (µg/g)	ACTION LIMIT (µg/g)	MEASUREMENT UNCERTAINTY (µg/g)	RESULT (µg/g)	RESULT
Fenvalerate [‡]	0.033 / 0.099	0.1	N/A	ND	PASS
Fipronil	0.003 / 0.010	0.06	N/A	ND	PASS
Flonicamid	0.007 / 0.022	0.05	N/A	ND	PASS
Fludioxonil	0.003 / 0.010	0.02	N/A	ND	PASS
Fluopyram [‡]	0.003 / 0.009	0.02	N/A	ND	PASS
Hexythiazox	0.003 / 0.010	0.01	N/A	ND	PASS
Imazalil	0.003 / 0.009	0.05	N/A	ND	PASS
Imidacloprid	0.003 / 0.010	0.02	N/A	ND	PASS
Iprodione	0.077 / 0.233	1	N/A	ND	PASS
Kinoprene	0.077 / 0.233	0.5	N/A	ND	PASS
Kresoxim-methyl	0.006 / 0.019	0.02	N/A	ND	PASS
λ-Cyhalothrin	0.068 / 0.206	0.25	N/A	ND	PASS
Malathion	0.003 / 0.009	0.02	N/A	ND	PASS
Metalaxyl	0.003 / 0.010	0.02	N/A	ND	PASS
Methiocarb	0.003 / 0.008	0.02	N/A	ND	PASS
Methomyl	0.008 / 0.025	0.05	N/A	ND	PASS
Methoprene [‡]	0.172 / 0.521	2	N/A	ND	PASS
Mevinphos	0.008 / 0.024	0.05	N/A	ND	PASS
MGK-264	0.015 / 0.047	0.05	N/A	ND	PASS
Myclobutanil	0.003 / 0.009	0.02	N/A	ND	PASS
Naled	0.021 / 0.064	0.1	N/A	ND	PASS
Novaluron	0.002 / 0.005	0.05	N/A	ND	PASS
Oxamyl	0.017 / 0.051	3	N/A	ND	PASS
Paclobutrazol	0.003 / 0.010	0.02	N/A	ND	PASS
Parathion-methyl	0.016 / 0.050	0.05	N/A	ND	PASS
Pentachloronitrobenzene (Quintozene)*	0.004 / 0.012	0.02	N/A	ND	PASS
Permethrin	0.056 / 0.168	0.5	N/A	ND	PASS
Phenothrin	0.016 / 0.047	0.05	N/A	ND	PASS
Phosmet	0.007 / 0.020	0.02	N/A	ND	PASS
Piperonyl Butoxide	0.010 / 0.029	0.2	N/A	ND	PASS
Pirimicarb	0.003 / 0.009	0.02	N/A	ND	PASS
Prallethrin	0.015 / 0.046	0.05	N/A	ND	PASS
Propiconazole	0.027 / 0.080	0.1	N/A	ND	PASS
Propoxur	0.003 / 0.008	0.02	N/A	ND	PASS
Pyraclostrobin	0.003 / 0.010	0.02	N/A	ND	PASS
Pyrethrins	0.016 / 0.049	0.05	N/A	ND	PASS
Pyridaben	0.005 / 0.017	0.05	N/A	ND	PASS
Pyriproxyfen	0.003 / 0.009	0.01	N/A	ND	PASS
Resmethrin	0.013 / 0.039	0.1	N/A	ND	PASS
Spinetoram	0.003 / 0.010	0.02	N/A	ND	PASS
Spinosad	0.003 / 0.010	0.1	N/A	ND	PASS

Continued on next page



Pesticide Analysis *Continued*

PESTICIDE TEST RESULTS - 02/03/2025 *continued* ✔ PASS

COMPOUND	LOD/LOQ (µg/g)	ACTION LIMIT (µg/g)	MEASUREMENT UNCERTAINTY (µg/g)	RESULT (µg/g)	RESULT
Spirodiclofen	0.031 / 0.093	0.25	N/A	ND	PASS
Spiromesifen	0.016 / 0.050	3	N/A	ND	PASS
Spirotetramat	0.003 / 0.010	0.02	N/A	ND	PASS
Spiroxamine	0.020 / 0.062	0.1	N/A	ND	PASS
Tebuconazole	0.003 / 0.010	0.05	N/A	ND	PASS
Tebufenozide	0.003 / 0.008	0.02	N/A	ND	PASS
Teflubenzuron	0.007 / 0.022	0.05	N/A	ND	PASS
Tetrachlorvinphos	0.003 / 0.008	0.02	N/A	ND	PASS
Tetramethrin	0.021 / 0.063	0.1	N/A	ND	PASS
Thiabendazole	0.006 / 0.020	0.02	N/A	ND	PASS
Thiacloprid	0.003 / 0.009	0.02	N/A	ND	PASS
Thiamethoxam	0.003 / 0.010	0.02	N/A	ND	PASS
Thiophanate-methyl	0.013 / 0.040	0.05	N/A	ND	PASS
Trifloxystrobin	0.003 / 0.009	0.02	N/A	ND	PASS



Mycotoxin Analysis

MYCOTOXIN TEST RESULTS - 02/03/2025 ✔ PASS

Mycotoxin analysis utilizing high-performance liquid chromatography-mass spectrometry (HPLC-MS).

Method: QSP 1212 - Analysis of Pesticides and Mycotoxins by LC-MS

COMPOUND	LOD/LOQ (µg/kg)	ACTION LIMIT (µg/kg)	MEASUREMENT UNCERTAINTY (µg/kg)	RESULT (µg/kg)	RESULT
Aflatoxin B1	1.6 / 5.0	5	N/A	ND	PASS
Aflatoxin B2	1.4 / 4.1		N/A	ND	
Aflatoxin G1	1.6 / 4.9		N/A	ND	
Aflatoxin G2	1.6 / 5.0		N/A	ND	
Ochratoxin A	1.6 / 5.0	5	N/A	ND	PASS
Total Aflatoxin		20		ND	PASS



Heavy Metals Analysis

HEAVY METALS TEST RESULTS - 02/14/2025 DETECTED

Heavy metal analysis utilizing inductively coupled plasma-mass spectrometry (ICP-MS).

Method: QSP 1160 - Analysis of Heavy Metals by ICP-MS

COMPOUND	LOD/LOQ (µg/g)	MEASUREMENT UNCERTAINTY (µg/g)	RESULT (µg/g)
Arsenic	0.02 / 0.1	N/A	<LOQ
Cadmium	0.02 / 0.05	N/A	ND
Lead	0.04 / 0.1	N/A	ND
Mercury	0.002 / 0.01	N/A	<LOQ



Microbiology Analysis

PCR AND PLATING

Analysis conducted by polymerase chain reaction (PCR) and fluorescence detection of microbiological contaminants.

Method: QSP 1221 - Analysis of Microbiological Contaminants

Analysis conducted by 3M™ Petrifilm™ and plate counts of microbiological contaminants.

Method: QSP 6794 - Plating with 3M™ Petrifilm™

MICROBIOLOGY TEST RESULTS (PCR) - 02/17/2025 ✔ PASS

COMPOUND	ACTION LIMIT	RESULT	RESULT
<i>Salmonella</i> spp.	Not Detected in 1g	ND	PASS
Shiga toxin-producing <i>Escherichia coli</i>	Not Detected in 1g	ND	PASS

MICROBIOLOGY TEST RESULTS (PLATING) - 02/17/2025 ✔ PASS

COMPOUND	ACTION LIMIT (cfu/g)	RESULT (cfu/g)	RESULT
Coliforms	100	ND	PASS
Total Aerobic Bacteria	10000	2000.0	PASS

NOTES

Reason for Amendment: Reported Assay(s) Change

